

# NCBA BEE SCHOOL 2026



## BEFORE CLASS:

- Sheila McCarthy, an American-National insurance agent, will have a table set up outside the classroom to speak to students about beekeeping insurance needs before class.
- Sign Up Sheets for the Hands-on LIVE HIVE experiences will be in the back of the room:
  - April 11th - at the Aggie with Mo leading and many of Bee School Faculty supporting as possible...It's a BIG Group
  - April 25th at the Sweet Meadow Apiary at Sweet Meadow Farms in Sherborne
  - April 26th at Capron Park Zoo

## CLASS AGENDA

- 7-7:20 - Meet Your
- 7:20-7:35 - Sheila for a quick 10-15 minute Insurance for Beekeepers presentation – Prize Drawing right before Break
- 7:35-8:15 or 8:30 - Tony Lulek and Products of the Hive! & Farmer's Markets & Honey Shows

## BREAK

- 8:40-9PM - Ed with honey extraction options

## FINAL class in the Cafeteria on April 7th

- Smoker Lighting by MO, Ed and Faculty doing the final exam, Mo reviewing the benefits of NCBA membership and how to get involved (May 4th Club Meeting), Bee School Certificates, Cake and refreshments – Evaluate the class.

# BREAK

- Check out all the extraction, filtering, wax melting, and candle making equipment arranged around the room
- Get your hands-on the equipment and tools

# NCBA INTRODUCTION TO BEEKEEPING - 2026

## EXTRACTING HONEY FROM YOUR HIVES



# SOME THINGS TO THINK ABOUT


- Bees produce honey to survive the winter
- How much and from where should you harvest?
- Is the honey ripe to harvest (water content)?
- Methods of Harvesting – Opening capped honey cells and using an extractor, gravity, or scrape it – Wax or No Wax
- Giving Away vs Selling
- Labeling Requirements

# CHECKING HONEY FRAMES



You may want to borrow a refractometer to check the water content of your honey (less than 18% or lower is good)

# BEE ESCAPE



# FUME BOARD

# BRUSHING METHOD



# EXTRACTING EQUIPMENT

The club (NCBA) has several extractors stored at locations around Norfolk County.

Simply pop onto the NCBA website and fill out a request for an extractor.

Note that we also have children's bee suits to borrow




# UNCAPPING TOOLS



**Electric  
Uncapping Knife**



**Uncapping Fork**



**Electric  
Uncapping Plane**



**Serrated Uncapping  
Knife**



**Uncapping Roller**

You have to think about the tool you use to uncap. It will determine the amount of wax you have to use for other projects.


You also need to think about wax as a bio-accumulator of environmental toxins.

# STRAINING THE HONEY





# BOTTLING THE HONEY





HERE IS WHY

ROBBING

# FRESH SPUN FRAMES

What to do with your freshly spun  
out frames?

Place back in honey super and put  
on hive to collect more honey

or

Let the bees clean it out by

Placing above inner cover, below  
outer cover, cover all holes with duct  
tape, so the bees have to enter  
through the hole in the inner cover





# DO'S AND DON'TS

Extract indoors only

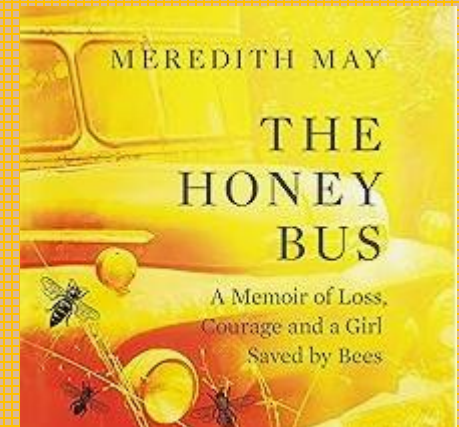
Not in a garage or shed unless sealed from the outdoors

Keep windows closed – the bees will smell the honey and come running

Do not introduce any moisture to the honey. Keep everything dry.

If you need to wash any of your tools, dry them thoroughly before using them again.

Have bottles and labels ready for your honey.



# WRAP - UP

**Any Questions?**

## **Upcoming Events for Next Week**

- Last Class – We're in the Cafeteria
- Smoker Lighting right at 7PM outside the Café with Mo – bring your's
- **Take the OPEN BOOK FINAL TEST – with the TEAM – NO PRESSURE**
- Q&A - Answer any final questions
- **Sign Ups for April 11, 25, 26 LIVE Bee demos**
  - Aggie Hives
  - Sweet Meadow Farms Apiary
  - Capron Park Zoo
- **Evaluations**
- **Hand Out NCBA Bee School Certificates**
- And Refreshments & Cake

**Thank You for taking our Class!**

